

SONATA



Technology that inspires.

Sonata's high style does more than just spark the emotions. It delivers high rewards with innovative design features like the gradient hidden light technology, a sure conversation starter that adds to Sonata's mystique. Sonata's high-tech image is reinforced with LED rear combination lamps and available full-LED front lighting. For a statement that expresses high performance, Hyundai offers the optional 18-in alloy wheel package and premium Pirelli tires.



Radiator grille / LED daytime running lights (DRL) / LED Headlamps



18" Alloy wheels (Opt)
LED rear combination lamps







Sound that embraces you.

Sonata's premium BOSE audio system creates an immersive sound experience of such startling realism and clarity that you'll feel like you're actually there at the original source. This upgrade comes with twelve acoustically-tuned speakers, Centerpoint Surround Sound and dynamic speed compensation that will have you feeling like you have been transported into the recording studio. Bluetooth, now installed as a standard feature, further elevates the listening experience by providing the convenience of a hands-free connection to your smartphone.



BOSE premium sound system



Wireless smartphone charging system

Lost or misplaced recharging cords? The cord is a thing of the past with the wireless smartphone charging system that ensures your phone will never go dead. The vehicle will even chime a gentle warning should the phone be accidentally left behind after exiting the vehicle.



Walk-In device

The walk-in device button extends front seat control functions to the rear seat passenger such as chauffeured executives who may want extra legroom. It's one of many interior details that demonstrate careful consideration for comfort and convenience.

Power with precision.

Sonata dials it up with a choice of two new and improved powertrains mated to a six-speed automatic gearbox. Gear selection is controlled by a new shift-by-wire selector that makes for safer, more precise and fool-proof gear changes and its smaller footprint clears up valuable space on the center console. This same push-button convenience is brought to the optional electronic parking brake which comes with auto-hold that allows the driver to remove his foot from the brake pedal during stops to relax the leg muscles while maintaining brake pressure.

2.0 MPi Gasoline Engine

152 Maximum Power
ps/6,200 rpm

19.6 Maximum Torque
kg-m/4,000 rpm

2.5 MPi Gasoline Engine

180 Maximum Power
ps/6,000 rpm

23.7 Maximum Torque
kg-m/4,000 rpm



Shift-by-wire automatic transmission



Features



Projection headlamps / Daytime running light (Bulb)



LED headlamps (MFR type) / Daytime running light (LED)



LED headlamps (Projection type) / Daytime running light (LED)



LED rear combination lamps
(Bulb turn signal_16" & 17" wheel / LED turn signal_18" wheel)



Radiator grille



Black & Chrome coating radiator grille



LED high mount stop lamp



Outside door handle



16" Steel wheel



16" Alloy wheel



17" Alloy wheel



18" Alloy wheel



Wireless smartphone charging system



Full auto air conditioning system



Seat folding system (6:4 type)



Premium relaxation seat (passenger)



Shift-by-wire automatic transmission



Driver's 10-way power seat


Interior colors



Black interior




Greige two-tone interior



Camel two-tone interior



Exterior colors




WC9
White cream




R2T
Shimmering silver




Y2S
Glowing silver



NT2
Hampton gray




T2G
Nocturne gray



XB2
Oxford blue



NB9
Midnight black



Y2E_3-coat
Flame red



W2B
Glowing yellow

Specifications

Type	2.0 MPI Gasoline Engine	
Engine type	DOHC with Dual CVVT	
Displacement (cc)	1,999	
Max. Power (ps / rpm)	152 / 6,200	
Max. Torque (kg-m / rpm)	19.6 / 4,000	
Brakes		
Front	Ventilated disc, 1-pot caliper	
Rear	Solid disc, 1-pot caliper	
Suspension		
Front	MacPherson Strut Type	
Rear	Multi-Link Type	
Tire		
205/65R16, 215/55R17, 235/45R18		

Dimensions		
Head room (mm)	Front (w/Sunroof) / Rear (w/Sunroof)	1,015 (975) / 960 (950)
Leg room (mm)	Front / Rear	1,170 / 885
Shoulder room (mm)	Front / Rear	1,470 / 1,425

- The above values are results from internal testing and are subject to change after validation.
- Some of the equipment illustrated or described in this catalog may not be supplied as standard equipment and may be available at extra cost.
- Hyundai Motor Company reserves the right to change specifications and equipment without prior notice.
- The color plates shown may vary slightly from the actual colors due to the limitations of the printing process.
- Please consult your dealer for full information and availability on colors and trims.



Overall width 1,860
Wheeltrack* 1,618



Wheel base 2,840
Overall length 4,900

Overall height

1,445



Wheeltrack* 1,625

Unit : mm * Wheel track • 16" Steel wheel (Front / Rear) : 1,633 / 1,640 • 16" Alloy wheel (Front / Rear) : 1,633 / 1,640 • 17" Alloy wheel (Front / Rear) : 1,623 / 1,630



FairTechnology

Head Office: 76/B, Road-11, Banani, Dhaka-1213, Bangladesh, Phone: +88 09613-505050

Corporate Office: 82, Road-11, Block-D, Banani, Dhaka-1213, Bangladesh, Phone: +88 09609-505050

Showroom: RANGS Babylonia, 246/KA, Tejgaon I/A, Bir Uttam Mir Shawkat Sarak (Link Road), Dhaka-1208, Bangladesh; **Service Center:** 279, Tejgaon Industrial Area, Dhaka 1208, Bangladesh;

Hotline: +88 09613-505080 www.hyundai-bd.com [fb/HyundaiBangladesh](https://fb.com/HyundaiBangladesh) www.fairgroupbd.com